

Effective until September 30, 2017. ※ Smoking is prohibited on all trains.

Rapid [Airport] (Otaru - Sapporo - New Chitose Airport)

快速 [エアポート] (小樽 — 札幌 — 新千歳空港)

Otaru ⇄ Sapporo ⇄ New Chitose Airport

Train name		Rapid Airport 60	Rapid Airport 62	Rapid Airport 64	Rapid Airport 70	Rapid Airport 72	Rapid Airport 74	Rapid Airport 76
Otaru	小樽 Lv.	..	553	639	..	
Minami-Otaru	南小樽 Lv.	..	556	642	..	
Otaruchikkō	小樽築港 Lv.	..	559	645	..	
Hoshimi	ほしみ Lv.	..	614	700	..	
Teine	手稲 Lv.	..	622	642	..	708	..	
Kotoni	琴似 Lv.	..	632	652	..	719	..	
Sōen	桑園 Lv.	608	..	635	655	722	..	
Sapporo	札幌 Ar.	611	..	638	658	725	..	
Arrival/Departure Platform No.		⑤	⑥	⑤	⑤	⑤	⑤	⑤
Sapporo	札幌 Lv.	616	631	643	703	716	733	748
Shiroishi	白石 Lv.	621	637	648	708	722	739	754
Shin-Sapporo	新札幌 Lv.	626	641	653	713	726	743	758
Kita-Hiroshima	北広島 Lv.	634	649	701	720	734	751	806
Eniwa	恵庭 Lv.	641	656	709	728	741	758	813
Chitose	千歳 Lv.	647	703	715	734	747	805	819
Minami-Chitose	南千歳 Lv.	651	708	719	737	752	809	823
New Chitose Airport	新千歳空港 Ar.	655	711	722	741	755	812	826

Train name		Rapid Airport 81	Rapid Airport 83	Rapid Airport 85	Rapid Airport 91	Rapid Airport 93	Rapid Airport 95	Rapid Airport 97	Rapid Airport 101
New Chitose Airport	新千歳空港 Lv.	815	830	845	900	915	930	945	1000
Minami-Chitose	南千歳 Lv.	818	833	848	903	918	933	948	1003
Chitose	千歳 Lv.	822	837	852	907	922	937	952	1007
Eniwa	恵庭 Lv.	828	843	858	913	928	943	958	1013
Kita-Hiroshima	北広島 Lv.	835	850	905	920	935	950	1005	1020
Shin-Sapporo	新札幌 Lv.	843	858	913	928	943	958	1013	1028
Shiroishi	白石 Lv.	↓	↓	↓	↓	↓	↓	↓	↓
Sapporo	札幌 Ar.	852	907	922	937	952	1007	1022	1037
Arrival/Departure Platform No.		②	②	③	①	⑤	①	④	①
Sapporo	札幌 Lv.	..	910	..	940	..	1013	..	1043
Sōen	桑園 Lv.	..	913	..	943	..	↓	..	↓
Kotoni	琴似 Lv.	..	916	..	946	..	1017	..	1047
Teine	手稲 Lv.	..	925	..	955	..	1022	..	1052
Hoshimi	ほしみ Lv.	..	933	..	1003	..	↓	..	↓
Otaruchikkō	小樽築港 Lv.	..	948	..	1018	..	1038	..	1108
Minami-Otaru	南小樽 Lv.	..	951	..	1021	..	1041	..	1111
Otaru	小樽 Ar.	..	955	..	1025	..	1045	..	1115

Note: In addition to Rapid Airport train services, early morning and late night local train services also operate.

※ Only the main stations where the trains stop are listed.

(A) Reserved seat cars are connected between Sapporo and New Chitose Airport.

※ Times and platform numbers are subject to change; please check this information at the station before boarding.

Otaru ⇄ Sapporo ⇄ New Chitose Airport

Effective until September 30, 2017.																
Rapid [Airport] 快速 [エアポート]																
Train name		Rapid Airport 80	Rapid Airport 82		Rapid Airport 84		Rapid Airport 86	Rapid Airport 90		Rapid Airport 92	Rapid Airport 94	Rapid Airport 96	Rapid Airport 100			
Otaru	Lv.	..	726	(The entire train is non-reserved seating between Otaru and Sapporo) (A)	..	(The entire train is non-reserved seating between Hoshimi and Sapporo) (A)	(The entire train is non-reserved seating between Teine and Sapporo) (A)	930			
Minami-Otaru	Lv.	..	729		933
Otaruchikkō	Lv.	..	732		936
Hoshimi	Lv.	..	747		802		↓
Teine	Lv.	..	755		810		..	843		952
Kotoni	Lv.	..	806		822		..	853		957
Sōen	Lv.	..	810		825		..	856		↓
Sapporo	Ar.	..	813		829		..	859		1002
Arrival/Departure Platform No.		⑥	⑥				⑥			⑤	⑥		⑥	⑤	⑥	⑥
Sapporo	Lv.	805	820	(The entire train is non-reserved seating between Sapporo and New Chitose Airport) (A)	835	(The entire train is non-reserved seating between Sapporo and New Chitose Airport) (A)	850	905	(The entire train is non-reserved seating between Sapporo and New Chitose Airport) (A)	920	935	950	1005			
Shiroishi	Lv.	↓	↓		↓		↓	↓		↓	↓	↓	↓	↓	↓	
Shin-Sapporo	Lv.	814	829		844		859	914		929	944	959	1014	1029	1035	
Kita-Hiroshima	Lv.	822	837		852		907	922		937	952	1007	1022	1037	1042	
Eniwa	Lv.	829	844		859		914	929		944	959	1014	1029	1034	1039	
Chitose	Lv.	835	850		905		920	935		950	1005	1020	1035	1040	1045	
Minami-Chitose	Lv.	839	854		909		924	939		954	1009	1024	1039	1044	1049	
New Chitose Airport	Ar.	842	857		912		927	942		957	1012	1027	1042	1057	1072	

Train name		Rapid Airport 103	Rapid Airport 105	Rapid Airport 107	Rapid Airport 111	Rapid Airport 113	Rapid Airport 115	Rapid Airport 117	Rapid Airport 121	Rapid Airport 123	Rapid Airport 125	Rapid Airport 127	Rapid Airport 131
New Chitose Airport	Lv.	1015	1030	1045	1100	1115	1130	1145	1200	1215	1230	1245	1300
Minami-Chitose	Lv.	1018	1033	1048	1103	1118	1133	1148	1203	1218	1233	1248	1303
Chitose	Lv.	1022	1037	1052	1107	1122	1137	1152	1207	1222	1237	1252	1307
Eniwa	Lv.	1028	1043	1058	1113	1128	1143	1158	1213	1228	1243	1258	1313
Kita-Hiroshima	Lv.	1035	1050	1105	1120	1135	1150	1205	1220	1235	1250	1305	1320
Shin-Sapporo	Lv.	1043	1058	1113	1128	1143	1158	1213	1228	1243	1258	1313	1328
Shiroishi	Lv.	↓	↓	↓	↓	↓	↓	↓	↓	↓	↓	↓	↓
Sapporo	Ar.	1052	1107	1122	1137	1152	1207	1222	1237	1252	1307	1322	1337
Arrival/Departure Platform No.		④	④	④	②	④	③	④	③	⑤	①	⑤	④
Sapporo	Lv.	..	1113	..	1143	..	1213	..	1243	..	1313	..	1343
Sōen	Lv.	..	↓	..	↓	..	↓	..	↓	..	↓	..	↓
Kotoni	Lv.	..	1117	..	1147	..	1217	..	1247	..	1317	..	1347
Teine	Lv.	..	1122	..	1152	..	1224	..	1252	..	1322	..	1352
Hoshimi	Lv.	..	↓	..	↓	..	↓	..	↓	..	↓	..	↓
Otaruchikkō	Lv.	..	1138	..	1208	..	1240	..	1308	..	1338	..	1408
Minami-Otaru	Lv.	..	1141	..	1211	..	1243	..	1311	..	1341	..	1411
Otaru	Ar.	..	1145	..	1215	..	1247	..	1315	..	1345	..	1415

Note: In addition to Rapid Airport train services, early morning and late night local train services also operate.
 ※ Only the main stations where the trains stop are listed.
 (A) Reserved seat cars are connected between Sapporo and New Chitose Airport.

Effective until September 30, 2017. ※ Smoking is prohibited on all trains.

(Otaru - Sapporo - New Chitose Airport)













(小樽 — 札幌 — 新千歳空港)












Otaru ⇄ Sapporo ⇄ New Chitose Airport

列車名				Rapid Airport 102	Rapid Airport 104	Rapid Airport 106	Rapid Airport 110	Rapid Airport 112	Rapid Airport 114	Rapid Airport 116	Rapid Airport 120	Rapid Airport 122	Rapid Airport 124	Rapid Airport 126	Rapid Airport 130
小樽	小樽	樽	発	..	1000	..	1030	..	1100	..	1130	..	1200	..	1230
小樽	小樽	樽	//	..	1003	..	1033	..	1103	..	1133	..	1203	..	1233
小樽	小樽	港	//	..	1006	..	1036	..	1106	..	1136	..	1206	..	1236
小樽	小樽	み	//	..	↓	..	↓	..	↓	..	↓	..	↓	..	↓
小樽	小樽	稲	//	..	1022	..	1052	..	1122	..	1152	..	1222	..	1252
小樽	小樽	似	//	..	1027	..	1057	..	1127	..	1157	..	1227	..	1257
小樽	小樽	園	//	..	↓	..	↓	..	↓	..	↓	..	↓	..	↓
小樽	小樽	幌	着	..	1032	..	1102	..	1132	..	1202	..	1232	..	1302
着発番線				⑥	⑥	⑥	⑥	⑥	⑥	⑥	⑥	⑥	⑥	⑥	⑥
札幌	札幌	幌	発	1020	1035	1050	1105	1120	1135	1150	1205	1220	1235	1250	1305
札幌	札幌	石	//	↓	↓	↓	↓	↓	↓	↓	↓	↓	↓	↓	↓
札幌	札幌	幌	//	1029	1044	1059	1114	1129	1144	1159	1214	1229	1244	1259	1314
札幌	札幌	島	//	1037	1052	1107	1122	1137	1152	1207	1222	1237	1252	1307	1322
札幌	札幌	庭	//	1044	1059	1114	1129	1144	1159	1214	1229	1244	1259	1314	1329
札幌	札幌	歳	//	1050	1105	1120	1135	1150	1205	1220	1235	1250	1305	1320	1335
札幌	札幌	歳	//	1054	1109	1124	1139	1154	1209	1224	1239	1254	1309	1324	1339
札幌	札幌	空	着	1057	1112	1127	1142	1157	1212	1227	1242	1257	1312	1327	1342

列車名				Rapid Airport 133	Rapid Airport 135	Rapid Airport 137	Rapid Airport 141	Rapid Airport 143	Rapid Airport 145	Rapid Airport 147	Rapid Airport 151	Rapid Airport 153	Rapid Airport 155	Rapid Airport 157	Rapid Airport 161
新千歳	新千歳	空	発	1315	1330	1345	1400	1415	1430	1445	1500	1515	1530	1545	1600
新千歳	新千歳	歳	//	1318	1333	1348	1403	1418	1433	1448	1503	1518	1533	1548	1603
新千歳	新千歳	庭	//	1322	1337	1352	1407	1422	1437	1452	1507	1522	1537	1552	1607
新千歳	新千歳	島	//	1328	1343	1358	1413	1428	1443	1458	1513	1528	1543	1558	1613
新千歳	新千歳	幌	//	1335	1350	1405	1420	1435	1450	1505	1520	1535	1550	1605	1620
新千歳	新千歳	石	//	1343	1358	1413	1428	1443	1458	1513	1528	1543	1558	1613	1628
新千歳	新千歳	幌	着	↓	↓	↓	↓	↓	↓	↓	↓	↓	↓	↓	↓
新千歳	新千歳	幌	着	1352	1407	1422	1437	1452	1507	1522	1537	1552	1607	1622	1637
着発番線				④	②	②	④	①	②	④	③	③	②	④	④
札幌	札幌	園	発	..	1413	..	1443	..	1513	..	1543	..	1613	..	1643
札幌	札幌	似	//	..	↓	..	↓	..	↓	..	↓	..	↓	..	↓
札幌	札幌	稲	//	..	1417	..	1447	..	1517	..	1547	..	1617	..	1647
札幌	札幌	み	//	..	1424	..	1455	..	1522	..	1552	..	1623	..	1652
札幌	札幌	港	//	..	↓	..	↓	..	↓	..	↓	..	↓	..	↓
札幌	札幌	港	//	..	1440	..	1510	..	1538	..	1608	..	1639	..	1708
札幌	札幌	樽	//	..	1443	..	1513	..	1541	..	1611	..	1642	..	1711
札幌	札幌	樽	着	..	1447	..	1517	..	1545	..	1615	..	1645	..	1715

※ Times and platform numbers are subject to change; please check this information at the station before boarding.

Effective until September 30, 2017.													
Rapid [Airport] 快速 [エアポート]													
Train name		Rapid Airport 132	Rapid Airport 134	Rapid Airport 136	Rapid Airport 140	Rapid Airport 142	Rapid Airport 144	Rapid Airport 146	Rapid Airport 150	Rapid Airport 152	Rapid Airport 154	Rapid Airport 156	Rapid Airport 160
													
Otaru	Lv.	..	1300	..	1330	..	1400	..	1430	..	1500	..	1530
Minami-Otaru	Lv.	..	1303	..	1333	..	1403	..	1433	..	1503	..	1533
Otaruchikkō	Lv.	..	1306	..	1336	..	1406	..	1436	..	1506	..	1536
Hoshimi	Lv.	..	↓	..	↓	..	↓	..	↓	..	↓	..	↓
Teine	Lv.	..	1322	..	1352	..	1422	..	1452	..	1522	..	1552
Kotoni	Lv.	..	1327	..	1357	..	1427	..	1457	..	1527	..	1557
Sōen	Lv.	..	↓	..	↓	..	↓	..	↓	..	↓	..	↓
Sapporo	Ar.	..	1332	..	1402	..	1432	..	1502	..	1532	..	1602
Arrival/Departure Platform No.		⑥	⑥	⑥	⑤	⑤	⑥	⑥	⑥	⑥	⑥	⑥	⑥
Sapporo	Lv.	1320	1335	1350	1405	1420	1435	1450	1505	1520	1535	1550	1605
Shiroishi	Lv.	↓	↓	↓	↓	↓	↓	↓	↓	↓	↓	↓	↓
Shin-Sapporo	Lv.	1329	1344	1359	1414	1429	1444	1459	1514	1529	1544	1559	1614
Kita-Hiroshima	Lv.	1337	1352	1407	1422	1437	1452	1507	1522	1537	1552	1607	1622
Eniwa	Lv.	1344	1359	1414	1429	1444	1459	1514	1529	1544	1559	1614	1629
Chitose	Lv.	1350	1405	1420	1435	1450	1505	1520	1535	1550	1605	1620	1635
Minami-Chitose	Lv.	1354	1409	1424	1439	1454	1509	1524	1539	1554	1609	1624	1639
New Chitose Airport	Ar.	1357	1412	1427	1442	1457	1512	1527	1542	1557	1612	1627	1642

Train name		Rapid Airport 163	Rapid Airport 165	Rapid Airport 167	Rapid Airport 171	Rapid Airport 173	Rapid Airport 175	Rapid Airport 177	Rapid Airport 181	Rapid Airport 183	Rapid Airport 185	Rapid Airport 187
												
New Chitose Airport	Lv.	1615	1630	1645	1700	1715	1730	1745	1800	1815	1830	1845
Minami-Chitose	Lv.	1618	1633	1648	1703	1718	1733	1748	1803	1818	1833	1848
Chitose	Lv.	1622	1637	1652	1707	1722	1737	1752	1807	1822	1837	1852
Eniwa	Lv.	1628	1643	1658	1713	1728	1743	1758	1813	1828	1843	1858
Kita-Hiroshima	Lv.	1635	1650	1705	1720	1735	1750	1805	1820	1835	1850	1905
Shin-Sapporo	Lv.	1643	1658	1713	1728	1743	1758	1813	1828	1843	1858	1913
Shiroishi	Lv.	↓	↓	↓	↓	↓	↓	↓	↓	↓	↓	↓
Sapporo	Ar.	1652	1707	1722	1737	1752	1807	1822	1837	1852	1907	1922
Arrival/Departure Platform No.		④	③	④	④	④	②	③	②	④	③	④
Sapporo	Lv.	..	1713	..	1743	..	1813	..	1843	..	1913	1928
Sōen	Lv.	..	↓	..	↓	..	↓	..	↓	..	↓	1931
Kotoni	Lv.	..	1717	..	1747	..	1817	..	1847	..	1917	1934
Teine	Lv.	..	1724	..	1752	..	1822	..	1852	..	1924	1944
Hoshimi	Lv.	..	↓	..	↓	..	↓	..	↓	..	↓	=
Otaruchikkō	Lv.	..	1740	..	1810	..	1840	..	1910	..	1940	..
Minami-Otaru	Lv.	..	1743	..	1813	..	1843	..	1913	..	1943	..
Otaru	Ar.	..	1746	..	1816	..	1847	..	1917	..	1946	..

(The entire train is non-reserved seating between Sapporo and Teine)
 (A)

Note: In addition to Rapid Airport train services, early morning and late night local train services also operate.
 ※ Only the main stations where the trains stop are listed.
 (A) Reserved seat cars are connected between Sapporo and New Chitose Airport.

Effective until September 30, 2017.				※ Smoking is prohibited on all trains.									
(Otaru - Sapporo - New Chitose Airport)													
(小樽 — 札幌 — 新千歳空港)													
列車名	Rapid Airport 162	Rapid Airport 164	Rapid Airport 166	Rapid Airport 170	Rapid Airport 172	Rapid Airport 174	Rapid Airport 176	Rapid Airport 180	Rapid Airport 182	Rapid Airport 184	Rapid Airport 186	Rapid Airport 190	
小樽	発	1600	1630	1700	1730	1800	1830						
小樽	//	1603	1633	1703	1733	1803	1833						
小樽	//	1606	1636	1706	1736	1806	1836						
小樽	//	↓	↓	↓	↓	↓	↓						
小樽	//	1622	1652	1722	1752	1822	1852						
小樽	//	1627	1657	1727	1757	1827	1857						
小樽	//	↓	↓	↓	↓	↓	↓						
小樽	着	1632	1702	1732	1802	1832	1902						
着発番線	⑥	⑥	⑥	⑥	⑥	⑥	⑥	⑥	⑥	⑤	⑥	⑥	⑥
札幌	発	1620	1635	1650	1705	1720	1735	1750	1805	1820	1835	1850	1905
札幌	//	↓	↓	↓	↓	↓	↓	↓	↓	↓	↓	↓	↓
札幌	//	1629	1644	1659	1714	1729	1744	1759	1814	1829	1844	1859	1914
札幌	//	1637	1652	1707	1722	1737	1752	1807	1822	1837	1852	1907	1922
札幌	//	1644	1659	1714	1729	1744	1759	1814	1829	1844	1859	1914	1929
札幌	//	1650	1705	1720	1735	1750	1805	1820	1835	1850	1905	1920	1935
札幌	//	1654	1709	1724	1739	1754	1809	1824	1839	1854	1909	1924	1939
札幌	着	1657	1712	1727	1742	1757	1812	1827	1842	1857	1912	1927	1942
列車名	Rapid Airport 191	Rapid Airport 193	Rapid Airport 195		Rapid Airport 197	Rapid Airport 201		Rapid Airport 203	Rapid Airport 205	Rapid Airport 207	Rapid Airport 211	Rapid Airport 213	
新千歳空港	発	1900	1915	1930		1945	2000	2015	2030	2045	2104	2116	
新千歳	//	1903	1918	1933		1948	2003	2018	2033	2048	2107	2119	
新千歳	//	1907	1922	1937		1952	2007	2022	2037	2052	2111	2123	
新千歳	//	1913	1928	1943		1958	2013	2028	2043	2058	2117	2129	
新千歳	//	1920	1935	1950		2005	2020	2035	2050	2105	2124	2136	
新千歳	//	1928	1943	1958		2013	2028	2043	2058	2113	2132	2144	
新千歳	//	↓	↓	↓		↓	↓	↓	↓	↓	↓	↓	
新千歳	着	1937	1952	2007		2022	2037	2052	2110	2125	2144	2155	
着発番線	④	⑤	②		⑧	③		②	③	⑥	⑥	⑦	
札幌	発	1944	••	2016		••	2044	••	••	••	••	••	
札幌	//	↓	••	2019		••	2047	••	••	••	••	••	
札幌	//	1948	••	2022		••	2050	••	••	••	••	••	
札幌	//	1953	••	2032		••	2100	••	••	••	••	••	
札幌	//	↓	••	2040		••	2108	••	••	••	••	••	
札幌	//	2009	••	2055		••	2123	••	••	••	••	••	
札幌	//	2012	••	2058		••	2126	••	••	••	••	••	
札幌	着	2015	••	2102		••	2129	••	••	••	••	••	

Otaru ⇄ Sapporo ⇄ New Chitose Airport

※ Times and platform numbers are subject to change; please check this information at the station before boarding.
 (A) Reserved seat cars are connected between Sapporo and New Chitose Airport.

Effective until September 30, 2017.				※ Smoking is prohibited on all trains.																
Rapid [Airport] (Otaru - Sapporo - New Chitose Airport)																				
快速 [エアポート] (小樽 — 札幌 — 新千歳空港)																				
Train name				Rapid Airport 192	Rapid Airport 194	Rapid Airport 196			Rapid Airport 200	Rapid Airport 202										
Otaru	小樽	Lv.	..	1900	..	(The entire train is non-reserved seating) (A) between Teine and Sapporo		..	1956	(The entire train is non-reserved seating) (A) between Otaru and Sapporo				
Minami-Otaru	南小樽	Lv.	..	1903	1959		
Otaruchikkō	小樽築港	Lv.	..	1906	2002		
Hoshimi	ほしみ	Lv.	..	↓	2017		
Teine	手稲	Lv.	..	1922	1930			..	2025		
Kotoni	琴似	Lv.	..	1927	1940			..	2034		
Sōen	桑園	Lv.	..	↓	1943			..	2037		
Sapporo	札幌	Ar.	..	1932	1946			..	2040		
Arrival/Departure Platform No.				⑥	⑥	⑥		⑥	⑥											
Sapporo	札幌	Lv.	1920	1935	1950	(The entire train is non-reserved seating) (A) between Sapporo and Otaru		2025	2045	(The entire train is non-reserved seating) (A) between Sapporo and Teine				
Shiroishi	白石	Lv.	↓	↓	↓			↓	2050		
Shin-Sapporo	新札幌	Lv.	1929	1944	1959			2033	2055		
Kita-Hiroshima	北広島	Lv.	1937	1952	2007			2041	2102		
Eniwa	恵庭	Lv.	1944	1959	2014			2049	2110		
Chitose	千歳	Lv.	1950	2005	2020			2054	2116		
Minami-Chitose	南千歳	Lv.	1954	2009	2024			2058	2120		
New Chitose Airport	新千歳空港	Ar.	1957	2012	2027			2102	2123		
Train name				Rapid Airport 215	Rapid Airport 217			Rapid Airport 221	Rapid Airport 223			Rapid Airport 225	Rapid Airport 227							
New Chitose Airport	新千歳空港	Lv.	2130	2150	(The entire train is non-reserved seating) (A) between Sapporo and Ishikari-Tōbetsu 2312		2205	(The entire train is non-reserved seating) (A) between Sapporo and Otaru		2215	(The entire train is non-reserved seating) (A) between Sapporo and Teine		2235	2253		
Minami-Chitose	南千歳	Lv.	2133	2153			2208			2218			2238	2257		
Chitose	千歳	Lv.	2137	2157			2212			2222			2242	2300		
Eniwa	恵庭	Lv.	2143	2203			2218			2228			2248	2306		
Kita-Hiroshima	北広島	Lv.	2150	2210			2225			2236			2255	2313		
Shin-Sapporo	新札幌	Lv.	2158	2218			2233			2244			2303	2321		
Shiroishi	白石	Lv.	2204	2223			2239			2249			2309	2326		
Sapporo	札幌	Ar.	2210	2229			2245			2255			2315	2332		
Arrival/Departure Platform No.				⑧	⑦	①	④	⑥	⑥											
Sapporo	札幌	Lv.	..	2233	(The entire train is non-reserved seating) (A) between Sapporo and Ishikari-Tōbetsu 2312		2252	2305	(The entire train is non-reserved seating) (A) between Sapporo and Teine				
Sōen	桑園	Lv.	..	2236			2255	2308						
Kotoni	琴似	Lv.	..	2236			2258	2311						
Teine	手稲	Lv.	..	2236			2308	2321						
Hoshimi	ほしみ	Lv.	..	2236			2316	=						
Otaruchikkō	小樽築港	Lv.	..	2236			2331				
Minami-Otaru	南小樽	Lv.	..	2236			2334				
Otaru	小樽	Ar.	..	2236			2338				

Note: In addition to Rapid Airport train services, early morning and late night local train services also operate.
 ※ Only the main stations where the trains stop are listed.
 (A) Reserved seat cars are connected between Sapporo and New Chitose Airport.