

## What is a suggested course?

Please note that touring and viewing times will change according to road and facility conditions, and that you may not make the connection to the train you wish to board.

Even a day-trip is enough to experience the beautiful scenery and sights of Furano and Biei! Checkout our suggested course and rearrange it according to your interests!

Make the most of your travel with

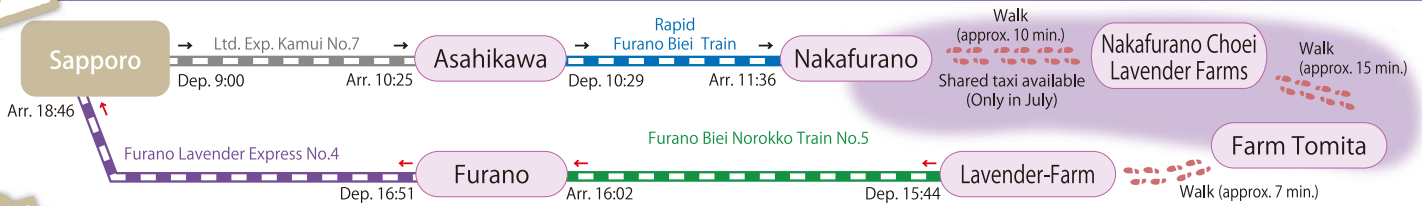


All the popular scenic spots are right at hand!

\*Please confirm operation dates for the Furano-Biei Norokko Train and the Furano Lavender Express, and Biei View Buses etc.

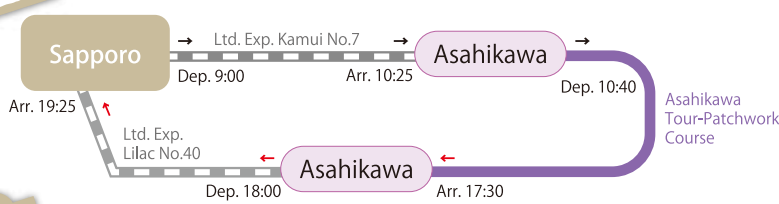
### A Fully enjoy flower gardens in Furano and Biei

Period: June 30, 2018-August 12, 2018



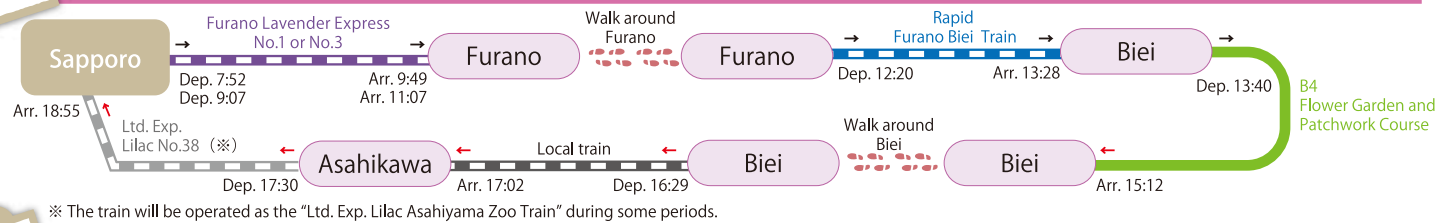
### B Tour the popular spots in Furano and Biei

Period: June 30, 2018-August 12, 2018



### C Enjoy city walk and flower garden in Furano and Biei

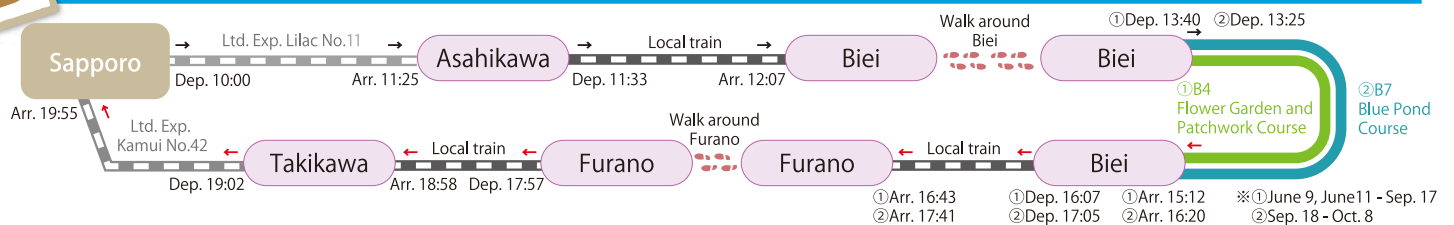
Period: June 30, 2018-August 12, 2018



※ The train will be operated as the "Ltd. Exp. Lilac Asahiyama Zoo Train" during some periods.

### D Recommended tour for summer and autumn

Period: June 9, 2018-October 8, 2018



\*Listed information is current as of April 1, 2018. Hours and closed days are subject to change without notice, so please confirm ahead of time. \* Photos provided are for illustrative purpose only.

## Frequently Asked Questions

Q4

Can I use an IC card such as Kitaca, Suica, or PASMO?

A As the Furano line is outside of the IC card usage area, you cannot.

Q5

How should I board/get off the train?

A Only one train operator operates the Asahikawa - Biei - Furano local train. As only the front door opens, please board/get off from there. (All doors open on some trains in Asahikawa, Biei and Furano.)

Q6

How should I pay my fare?

A When boarding at a station without any staff, please take a number ticket from the ticket dispenser near the door you came through. If you are paying fare on the train (such as when getting off at an unmanned station), upon checking the fare amount (displayed above the driver's seat) that corresponds with your ticket number, please place your ticket and fare (cash only) in the fare box. If you are getting off at a manned station, please pay your fare to a station staff.

Q7

Can I get change on the train?

A There is a change machine next to the driver's seat which accepts 500 yen coins and 1,000 yen bills — customers must use it themselves if they need change. \*Cannot provide change for 2,000, 5,000, and 10,000 yen bills.

### Request to our customers

Our train operators cannot speak foreign languages. In addition, please refrain from speaking to the operators while the train is in motion. Please keep your belongings on the overhead rack or on your lap and leave a seat for others. Please share 4-seat with others.