



Enjoy Winter in Tomamu!

Contents: 1.Winter in Tomamu 2.Access to Tomamu 3.Arrival and departure times at Tomamu station

1.Winter in Tomamu

Tomamu is one of the best winter resorts in Hokkaido. This large ski resort of powder snow provides diverse trails for skiers from beginners to experts. In addition, within the huge resort boundaries there is an "Ice Village" which only appears in winter time. Here you can use tables and chairs made from blocks of ice as you enjoy drinks or desserts. Also there are lots of winter-limited activities to experience, such as "Ice Maze".

Hoshino Resorts TOMAMU: <http://www.snowtomamu.jp/winter/en/>

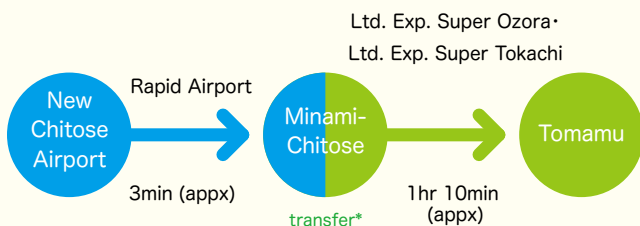


2.Access to Tomamu

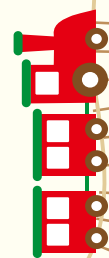
It is convenient to take Limited Express to get to Tomamu. Free shuttle buses operate corresponding to arrival times of trains at Tomamu station. The below is the transportation information from New Chitose Airport and Sapporo station. Tomamu station is an unmanned station which has no JR Ticket Counter (Midori-no-madoguchi)nor automatic ticket vender. Please purchase necessary tickets in advance.

From New Chitose Airport

(Reserved seat of Limited Express :
 Adult ¥3,950 / Children (6to11) ¥1,970)

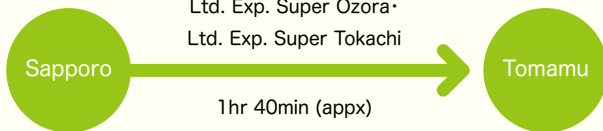


*The Limited Express trains heading for other destinations also stop at Minami-Chitose station. please be aware when you transfer.



From Sapporo

(Reserved seat of Limited Express :
Adult ¥5,130 / Children (6to11) ¥2,560)



3. Arrival and departure times at Tomamu station

Sapporo → Tomamu

Train name / Station name	Sapporo dep.	Minami-Chitose dep.	Tomamu arr.
Ltd. Exp. Super Tokachi No.3	10:24	10:56	12:12
Ltd. Exp. Super Ozora No.5	11:53	12:26	13:29
Ltd. Exp. Super Ozora No.7	14:16	14:48	15:58
Ltd. Exp. Super Tokachi No.5	16:08	16:41	17:58
Ltd. Exp. Super Ozora No.9	17:24	17:56	19:18
Ltd. Exp. Super Tokachi No.7	18:32	19:05	20:20
Ltd. Exp. Super Ozora No.11	19:40	20:11	21:26

Tomamu → Sapporo

Train name / Station name	Tomamu dep.	Minami-Chitose arr.	Sapporo arr.
Ltd. Exp. Super Tokachi No.2	7:40	8:59	9:33
Ltd. Exp. Super Ozora No.2	9:03	10:13	10:45
Ltd. Exp. Super Tokachi No.4	9:57	11:07	11:40
Ltd. Exp. Super Ozora No.4	10:52 ※2	11:53	12:26
Ltd. Exp. Super Tokachi No.6	12:12	13:23	13:56
Ltd. Exp. Super Ozora No.6	14:00	15:07	15:41
Ltd. Exp. Super Tokachi No.8	14:32	15:44	16:18
Ltd. Exp. Super Ozora No.8	16:12	17:22	17:56
Ltd. Exp. Super Ozora No.10	18:39	19:43	20:15
Ltd. Exp. Super Tokachi No.10	20:20	21:43	22:15

New Chitose Airport → Minami-Chitose

Rapid Airport ※1 New Chitose Airport dep. → Minami-Chitose arr.
10:45 → 10:48
12:15 → 12:18
14:30 → 14:33
16:30 → 16:33
17:45 → 17:48
18:45 → 18:48
20:00 → 20:03

Minami-Chitose → New Chitose Airport

Rapid Airport ※1 Minami-Chitose dep. → New Chitose Airport arr.
9:09 → 9:12
10:24 → 10:27
11:24 → 11:27
12:09 → 12:12
13:39 → 13:42
15:24 → 15:27
15:54 → 15:57
17:39 → 17:42
19:54 → 19:57
21:55 → 21:59

※1: Rapid Airport operates every 15 minutes except early morning and night.
 ※2: Ltd. Exp. Super Ozora No.4 temporarily stops at Tomamu station in winter.
 Period of temporarily stop: From December 1st, 2017 to February 28th, 2018 (The train is scheduled to stop temporarily in March too.)

Besides, there are more trains stopping at Tomamu station.

🔗 For details, please refer to JR Hokkaido webpage.

<http://www2.jrhokkaido.co.jp/global/english/ttable/03.pdf>

